

# GPS/Galileo Time Transfer with Absolutely Calibrated Receivers

Pierre WALLER, Roberto PRIETO-CERDEIRA, Jörg HAHN

60<sup>th</sup> CGSIC - Timing Subcommittee  
21/09/2020

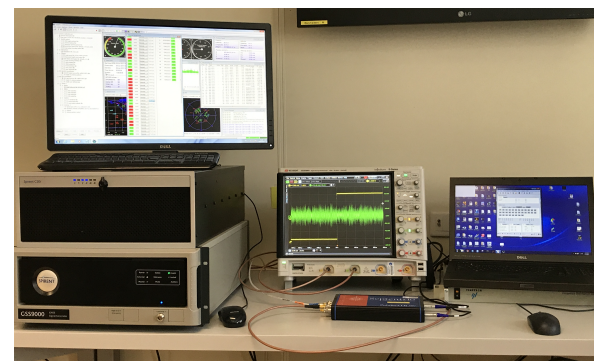

ESA UNCLASSIFIED - For Official Use



- GPS is the de-facto standard for global access to precise time and time transfer
- Other GNSS are now in the air
- Multi-constellation / multi-frequency receivers are available
  - improved robustness
  - improved performance
- But: inter-system biases need to be estimated accurately
  - HW delays in the receiver chain (Antenna, Receiver...)
- Absolute calibration method was developed for the accurate estimation of HW delays
- Several test campaigns were executed and consistency of results accurately checked

# Absolute Calibration

- Accuracy at **sub-ns level**
- Hardware delays are estimated using simulated signals
  - Antenna: anechoic chamber + VNA
  - Antenna cable: VNA
  - Receiver: GNSS simulator + scope + SDR correlator + PR differences

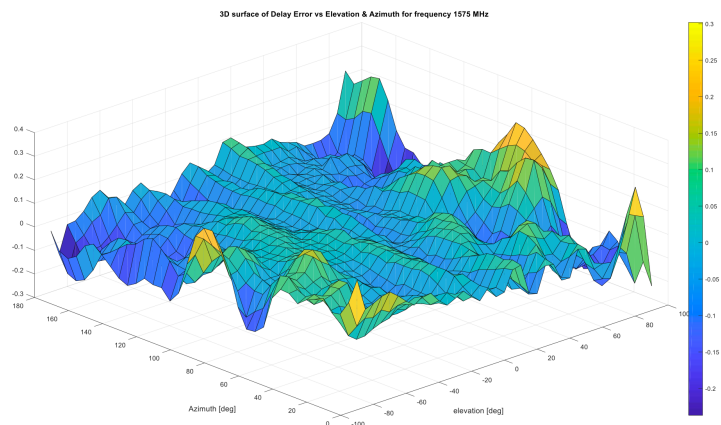


E. Garbin, P. Defraigne, P. Krystek, R. Piriz, B. Bertrand, P. Waller, "Absolute calibration of GNSS timing stations and its applicability to real signals" 2019, *Metrologia* **56** 015010

# Absolute Calibration Results

## Antenna

- Several test campaigns executed at ESTEC
- 1 antenna also measured independently by CNES, using smaller anechoic chamber



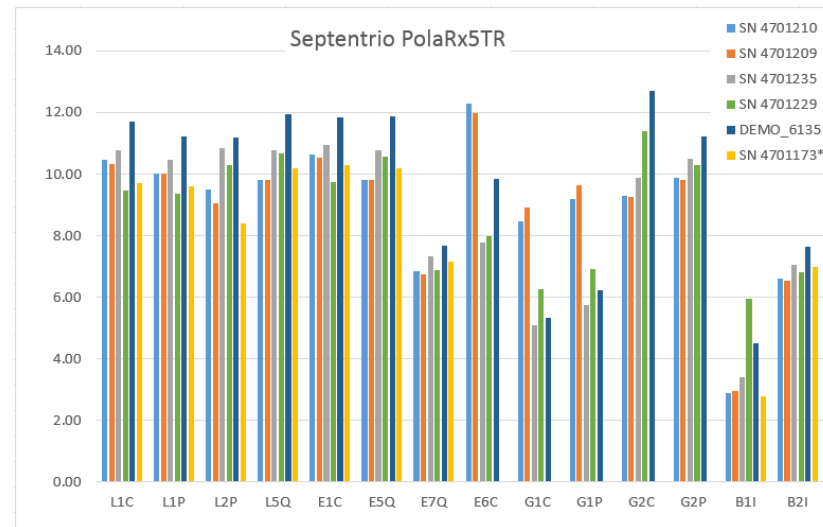
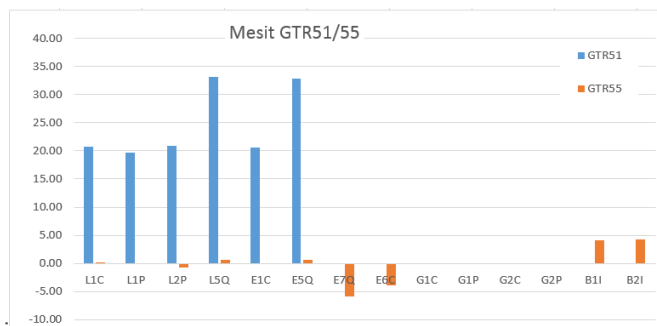
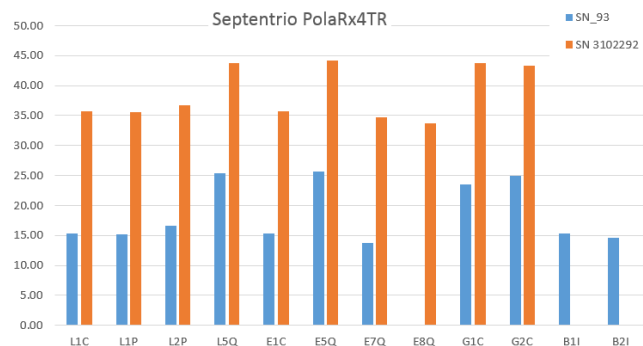
|     | CNES-ESA (ns)    |                                     |
|-----|------------------|-------------------------------------|
|     | delay difference | combined uncertainty ( $1 \sigma$ ) |
| L1C | 0.28             | 0.66                                |
| L1P | 0.24             | 0.68                                |
| L2P | 0.32             | 0.54                                |
| L5  | -0.51            | 0.54                                |
| E1  | 0.23             | 0.58                                |
| E5a | -0.56            | 0.55                                |
| E5b | 0.19             | 0.54                                |

# Absolute Calibration Results



## Receivers

- Several test campaigns executed at ESTEC on several types of timing receivers



# Absolute Calibration Results

## Receivers

- One receiver also tested independently by CNES

|     | CNES-ESA (ns)    |                                     |
|-----|------------------|-------------------------------------|
|     | delay difference | combined uncertainty ( $1 \sigma$ ) |
| L1C | -0.71            | 0.70                                |
| L1P | -0.52            | 0.70                                |
| L2P | -1.01            | 0.35                                |
| L5  | -1.09            | 0.42                                |
| E1  | -0.38            | 0.51                                |
| E5a | -1.1             | 0.29                                |

# Absolute Calibration

- Absolutely calibrated chains are operating continuously at ESA/ESTEC
- Two full chains were calibrated for the BIPM using the ESA/ESTEC procedure:

BP21



NISG

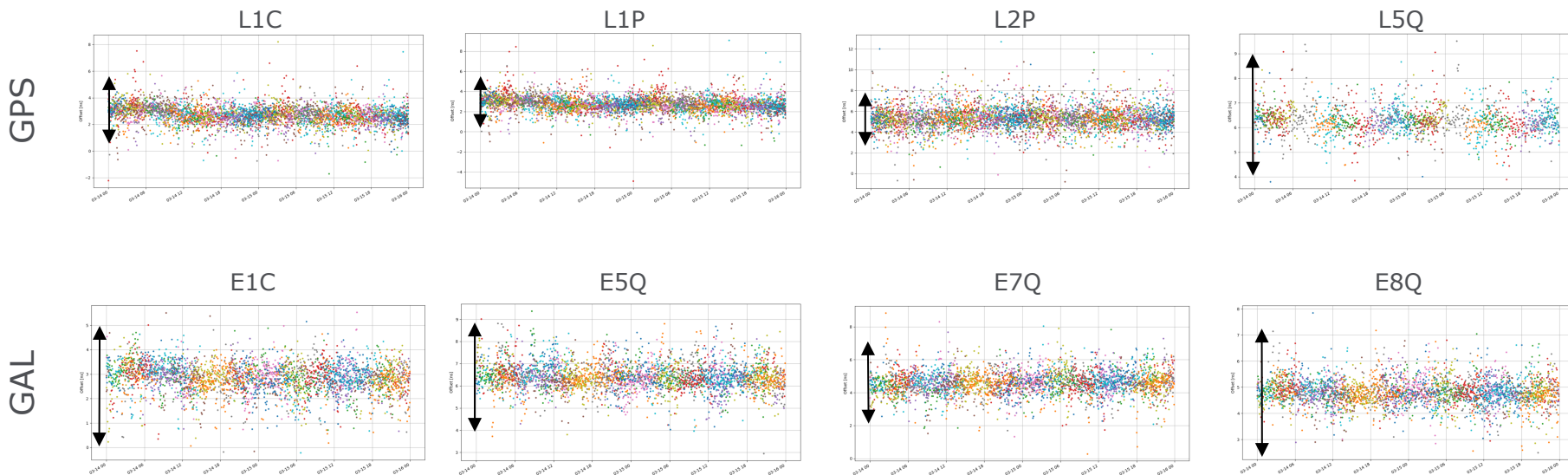


|                    |               | Antenna APC |        | Cable  |        | Receiver |        | TOTAL  |        |
|--------------------|---------------|-------------|--------|--------|--------|----------|--------|--------|--------|
| <b>GNSS Signal</b> |               | Value       | Uncer. | Value  | Uncer. | Value    | Uncer. | Value  | Uncer. |
| GPS                | L1 C/A        | 20.89       | 0.54   | 140.75 | 0.26   | 9.48     | 0.74   | 171.12 | 0.95   |
|                    | L1 P          | 20.88       | 0.53   | 140.75 | 0.26   | 9.38     | 0.52   | 171.01 | 0.79   |
|                    | L2 P          | 17.93       | 0.43   | 140.76 | 0.25   | 10.28    | 0.53   | 168.97 | 0.73   |
|                    | L5            | 20.22       | 0.53   | 140.76 | 0.25   | 10.66    | 0.46   | 171.64 | 0.74   |
| Galileo            | E1 BC         | 20.90       | 0.54   | 140.75 | 0.26   | 9.75     | 0.47   | 171.40 | 0.76   |
|                    | E6 BC         | 20.65       | 0.48   | 140.76 | 0.25   | 7.99     | 0.55   | 169.40 | 0.77   |
|                    | E5a           | 20.30       | 0.51   | 140.76 | 0.25   | 10.58    | 0.48   | 171.64 | 0.74   |
|                    | E5b           | 17.75       | 0.49   | 140.76 | 0.25   | 6.89     | 0.79   | 165.40 | 0.96   |
| GLO                | E5 (AltBOC)   | 18.06       | 0.41   | 140.76 | 0.25   | 8.59     | 0.48   | 167.41 | 0.68   |
|                    | G1 C (centre) | 21.41       | 0.53   | 140.75 | 0.26   | 6.26     | 0.78   | 168.42 | 0.98   |
|                    | G1 P (centre) | 21.40       | 0.53   | 140.75 | 0.26   | 6.90     | 0.55   | 169.05 | 0.81   |
|                    | G2 C (centre) | 17.23       | 0.55   | 140.76 | 0.25   | 11.38    | 1.34   | 169.37 | 1.47   |
| BD                 | G2 P (centre) | 17.23       | 0.55   | 140.76 | 0.25   | 10.29    | 0.60   | 168.28 | 0.85   |
|                    | B1            | 19.93       | 0.44   | 140.75 | 0.26   | 5.95     | 0.62   | 166.63 | 0.80   |
|                    | B2            | 17.85       | 0.51   | 140.76 | 0.25   | 6.81     | 0.59   | 165.42 | 0.82   |

|                    |               | Antenna APC |        | Cable  |        | Receiver |        | TOTAL  |        |
|--------------------|---------------|-------------|--------|--------|--------|----------|--------|--------|--------|
| <b>GNSS Signal</b> |               | Value       | Uncer. | Value  | Uncer. | Value    | Uncer. | Value  | Uncer. |
| GPS                | L1 C/A        | 19.98       | 0.44   | 311.28 | 0.33   | 11.70    | 0.64   | 342.96 | 0.84   |
|                    | L1 P          | 20.01       | 0.43   | 311.28 | 0.33   | 11.22    | 0.49   | 342.51 | 0.73   |
|                    | L2 P          | 18.36       | 0.43   | 311.28 | 0.31   | 11.20    | 0.50   | 340.84 | 0.73   |
|                    | L5            | 20.74       | 0.46   | 311.28 | 0.31   | 11.96    | 0.47   | 343.98 | 0.73   |
| Galileo            | E1 BC         | 19.98       | 0.44   | 311.28 | 0.33   | 11.86    | 0.45   | 343.12 | 0.71   |
|                    | E6 BC         | 19.38       | 0.45   | 311.28 | 0.31   | 9.83     | 0.57   | 340.49 | 0.79   |
|                    | E5a           | 20.78       | 0.44   | 311.28 | 0.31   | 11.87    | 0.47   | 343.93 | 0.71   |
|                    | E5b           | 19.18       | 0.46   | 311.28 | 0.31   | 7.68     | 0.75   | 338.14 | 0.93   |
| GLO                | E5 (AltBOC)   | 19.97       | 0.42   | 311.28 | 0.31   | 9.56     | 0.46   | 340.81 | 0.70   |
|                    | G1 C (centre) | 22.18       | 0.46   | 311.28 | 0.33   | 5.32     | 0.91   | 338.78 | 1.07   |
|                    | G1 P (centre) | 22.19       | 0.46   | 311.28 | 0.33   | 6.23     | 0.78   | 339.70 | 0.96   |
|                    | G2 C (centre) | 18.32       | 0.59   | 311.28 | 0.31   | 12.71    | 1.46   | 342.31 | 1.60   |
| BD                 | G2 P (centre) | 18.31       | 0.59   | 311.28 | 0.31   | 11.24    | 0.92   | 340.83 | 1.14   |
|                    | B1            | 19.67       | 0.44   | 311.28 | 0.33   | 4.51     | 0.61   | 335.46 | 0.82   |
|                    | B2            | 19.13       | 0.48   | 311.28 | 0.31   | 7.63     | 0.56   | 338.04 | 0.80   |

# Operation with real signals

- Operation of multiple absolutely calibrated receivers in common clock (common antenna)
- Compare geometrically-corrected pseudorange difference with absolute delay difference (including antenna, antenna cable and REF DLY)
- Focused on GPS and Galileo





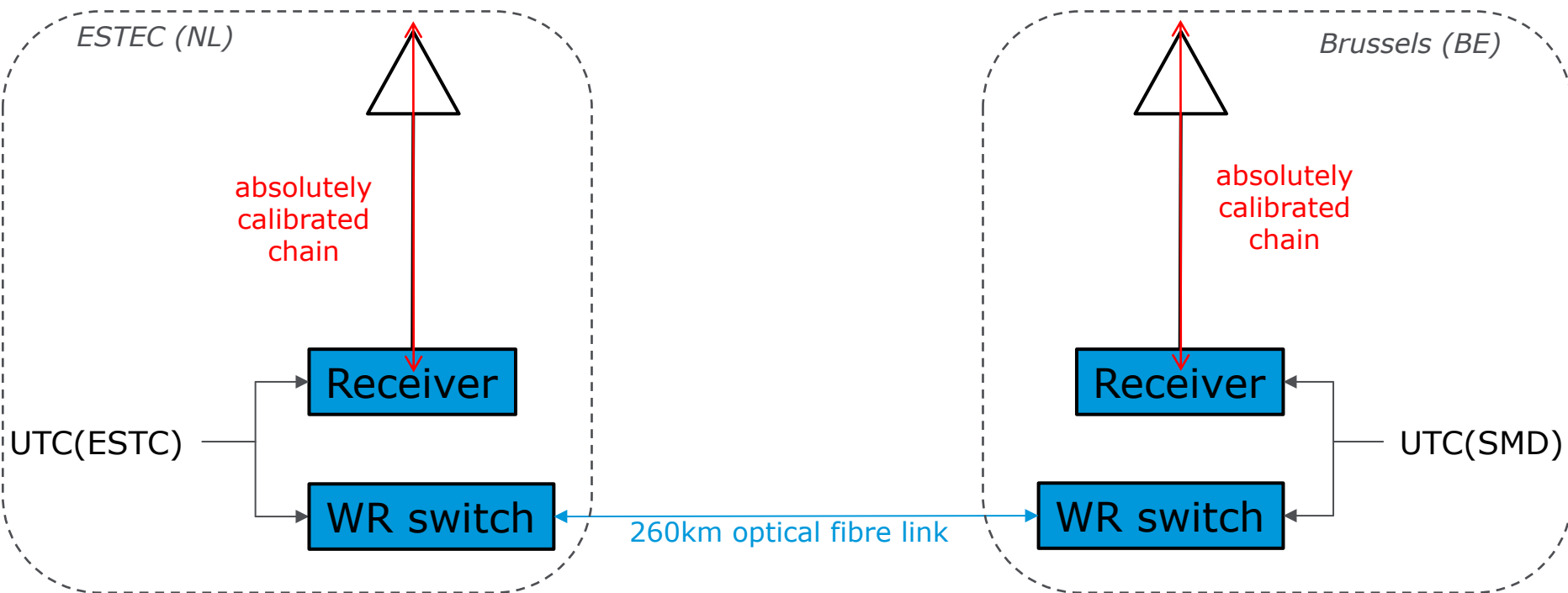
# Operation with real signals

- Local common-clock measurements
- Absolute delay difference – pseudorange difference:

| GNSS Signal | PolaRx5 – PolaRx5 common antenna (ns) | PolaRx5 – PolaRx5 different antennas (ns) | PolaRx5 – GTR51 common antenna (ns) |
|-------------|---------------------------------------|---|-------------------------------------|
| L1C         | 0.11                                  | 0.21                                      | 1.45                                |
| L1P         | 0.24                                  | -0.16                                     | -0.9                                |
| L2P         | 0.12                                  | -0.34                                     | -0.96                               |
| L5Q         | 0.14                                  | -0.77                                     | -1.34                               |
| E1C         | -0.08                                 | 0.17                                      | 0.34                                |
| E5Q         | 0.12                                  | -0.68                                     | -0.62                               |
| E7Q         | -0.05                                 | -0.98                                     |                                     |
| E8Q         | 0.11                                  | -0.59                                     |                                     |
| E6C         | 0.03                                  | -0.35                                     |                                     |

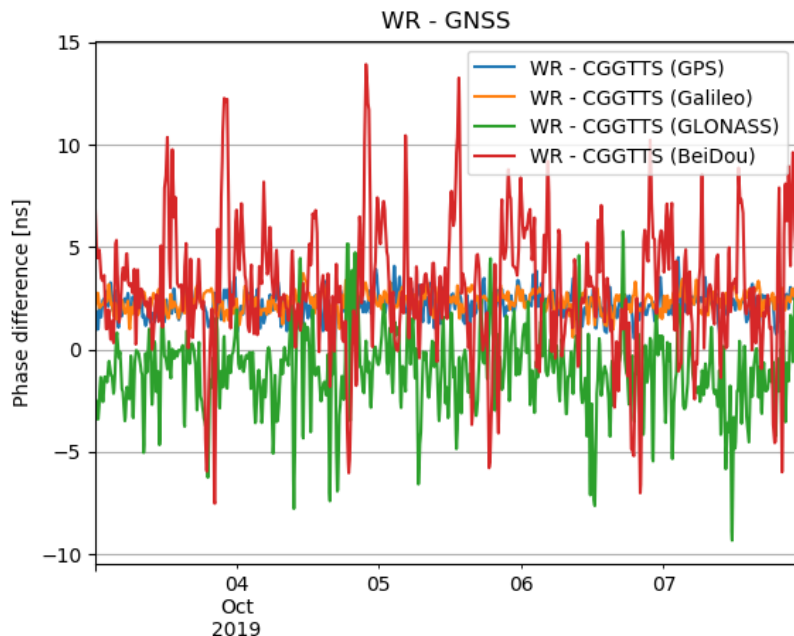
# Operation with real signals

- Remote common-clock measurements, connected via White Rabbit link:



# Operation with real signals

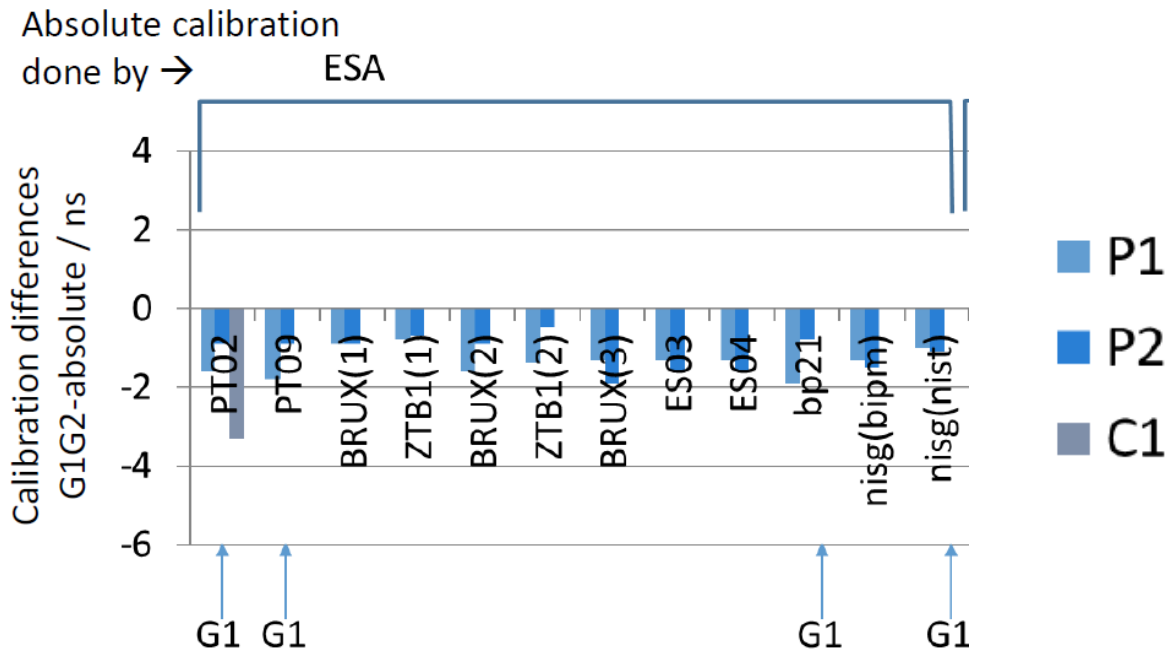
- Remote common-clock measurements, connected via White Rabbit link
- Absolute delay difference – pseudorange difference:



|         | WR - CGGTTS |            |
|---------|-------------|------------|
|         | mean (ns)   | stdev (ns) |
| GPS     | 2.17        | 0.57       |
| Galileo | 2.35        | 0.44       |
| Beidou  | -1.08       | 1.82       |
| Glomass | 2.96        | 3.06       |

# Operation with real signals

- Consistency with existing GPS standard



(courtesy: BIPM, G.Petit, P.Defraigne)

# In summary



- A simple and accurate procedure for calibration of HW delays in GNSS receiver chains has been developed, executed and validated
- Delays with simulated signals:
  - Sub- to ns internal consistency
  - 1-2ns consistency with independent method (CNES)
- Comparison with real signals:
  - Sub- to ns consistency
- Comparison with existing GPS standard:
  - Few ns consistency



- On the basis of these results (and others), the BIPM CCTF Working Group on GNSS Time Transfer has decided to use the absolute calibration of the BP21 chain as standard for Galileo
- Standard already transferred to G1 laboratories in EURAMET and SIM, on-going for the other areas
- Future G1/G2 trips will include GPS + Galileo
- Note: a G1/G2 trip took place in ESTEC in July 2020. Comparison with absolutely operated chains confirm the reported level of consistency

# Thank you

## Acknowledgements:

ESA's AKAL Project team (GMV, ORB)

Raphael Valceschini

CNES